


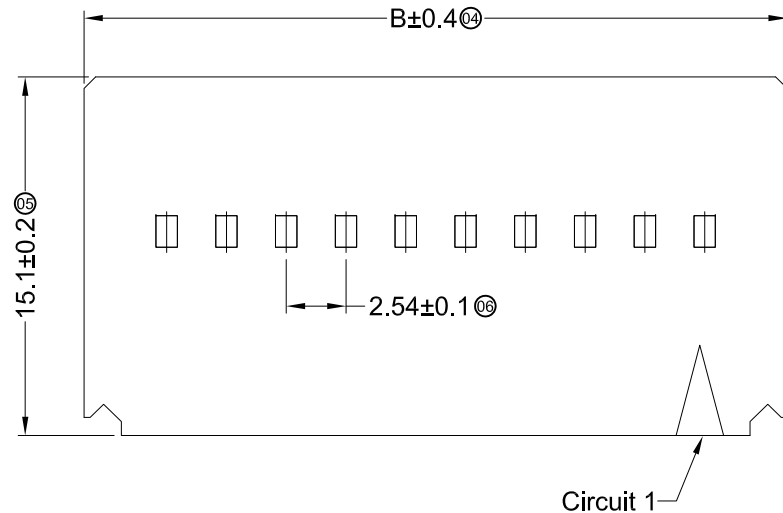
**Specifications :**

- Voltage rating: 250V AC / DC
- Current rating: 3A AC / DC
- Withstanding voltage: 1500V AC/minute
- Temperature range: -25°C~+85°C
- Insulation resistance: ≥1000MΩ
- Contact resistance: ≤20mΩ
- After environmental testing: ≤30mΩ

9555 H X-2\*XX B-PT XX

① ②③ ④ ⑤⑥ ⑦



- ① Series No.
- ② Category: H-HSG
- ③ Welding Board Angle: Blank-ordinary
- ④ Row No.-Pin No.: 2\*XX-2\*02P~2\*20P
- ⑤ Special No. : B-Single gap
- ⑥ Material: PT-PBT 94V-0
- ⑦ Color: Blank-Natural Color



Poles	Dimensions (mm)		Poles	Dimensions (mm)	
	A	B		A	B
2*02	2.54	9.54	2*12	27.94	34.94
2*03	5.08	12.08	2*13	30.48	37.48
2*04	7.62	14.62	2*14	33.02	40.02
2*05	10.16	17.16	2*15	35.56	42.56
2*06	12.70	19.70	2*16	38.10	45.10
2*07	15.24	22.24	2*17	40.64	47.64
2*08	17.78	24.78	2*18	43.18	50.18
2*09	20.32	27.32	2*19	45.72	52.72
2*10	22.86	29.86	2*20	48.26	55.26
2*11	25.40	32.40			

9555H-2*XXB-PT	PBT UL 94V-0	9555T	9555W
PART NO	Material	Suitable ADZL Terminal	Mates With ADZL Wafer

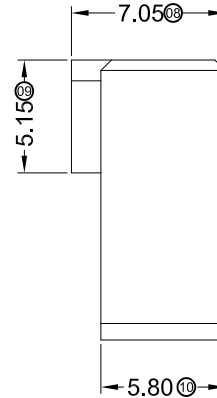
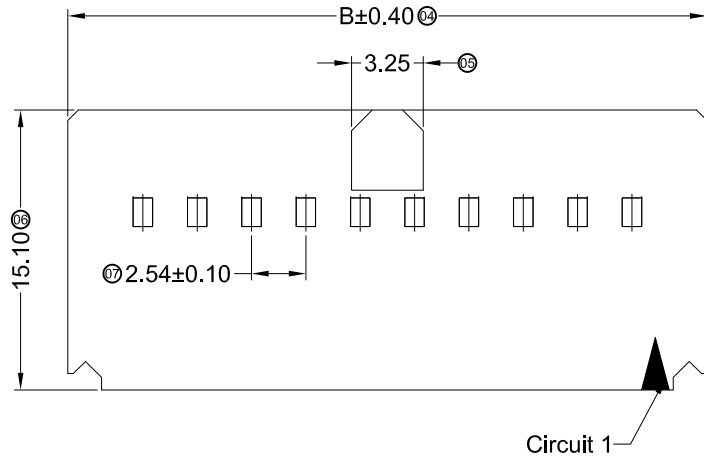
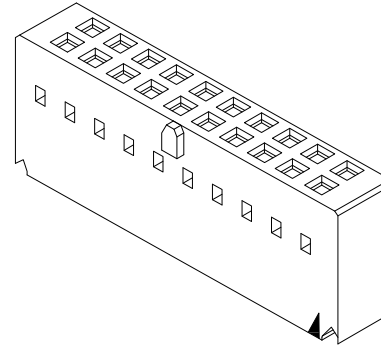
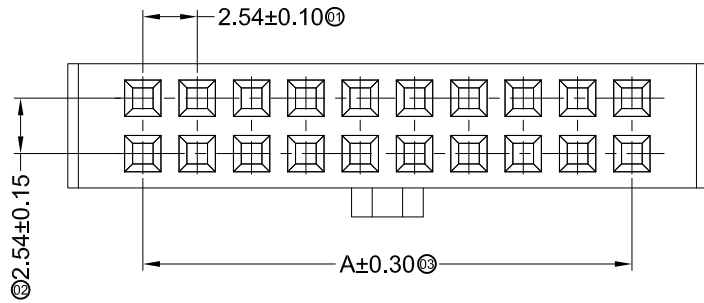
DATE	OLD REV	NEW REV	ECN	DESCRIPTION	CHECK	APPROVAL

GENERAL TOLERANCE	
.X	±0.30
.XX	±0.20
.XXX	±0.10
PROJECT	
	

**ADZL 思量连接器有限公司**  
ADZL CONNECTORS CO.,LTD

APPROVAL	CHECK	DRAWN	DATA
Ken	Wisely He	Allen	2017/05/03

PART NO. 9555H-2*XXB-PT			
TITLE 2.54 mm Crimp Style Connectors			
UNIT MM	SCALE 1:1	NUMBER A-053	REV D



■ Specifications :

- Voltage rating: 250V AC / DC
- Current rating: 3A AC / DC
- Withstanding voltage: 1500V AC/minute
- Temperature range: -25°C~+85°C
- Insulation resistance: ≥1000MΩ
- Contact resistance: ≤20mΩ
- After environmental testing: ≤30mΩ

9555 H X-2\*XX B1-PT XX

① ②③ ④ ⑤ ⑥ ⑦

- ① Series No.
- ② Category: H-HSG
- ③ Welding Board Angle: Blank-ordinary
- ④ Row No.-Pin No.: 2\*XX-2\*02P~2\*32P
- ⑤ Special No.: B1-Single convex(MX2.54)
- ⑥ Material: PT-PBT 94V-0
- ⑦ Color: Blank-Natural Color

Poles	Dimensions (mm)		Poles	Dimensions (mm)		Poles	Dimensions (mm)	
	A	B		A	B		A	B
2*02	2.54	9.54	2*13	30.48	37.48	2*24	58.42	65.42
2*03	5.08	12.08	2*14	33.02	40.02	2*25	60.96	67.96
2*04	7.62	14.62	2*15	35.56	42.56	2*26	63.50	70.50
2*05	10.16	17.16	2*16	38.10	45.10	2*27	66.04	73.04
2*06	12.70	19.70	2*17	40.64	47.64	2*28	68.58	75.58
2*07	15.24	22.24	2*18	43.18	50.18	2*29	71.12	78.12
2*08	17.78	24.78	2*19	45.72	52.72	2*30	73.66	80.66
2*09	20.32	27.32	2*20	48.26	55.26	2*31	76.20	83.20
2*10	22.86	29.86	2*21	50.80	57.80	2*32	78.74	85.74
2*11	25.40	32.40	2*22	53.34	60.34			
2*12	27.94	34.94	2*23	55.88	62.88			

9555H-2*XXB1-PT	PBT UL 94V-0	9555T-A	9555W
PART NO	Material	Suitable ADZL Terminal	Mates With ADZL Wafer

GENERAL TOLERANCE  
 .X ±0.30  
 .XX ±0.20  
 .XXX ±0.10

 思量连接器有限公司  
 ADZL CONNECTORS CO.,LTD

PART NO.  
 9555H-2\*XXB1-PT

APPROVAL CHECK DRAWN DATA

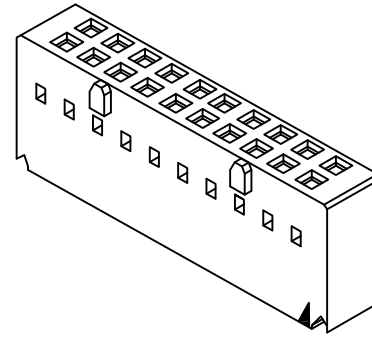
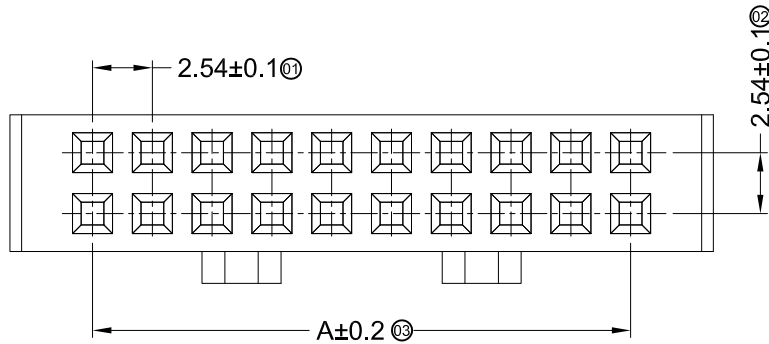
TITLE  
 2.54 mm Crimp Style Connectors

DATE OLD REV NEW REV ECN DESCRIPTION CHECK APPROVAL

PROJECT 

Ken Wisely He Allen 2017/05/03

UNIT SCALE NUMBER REV  
 MM 1:1 A-053 D



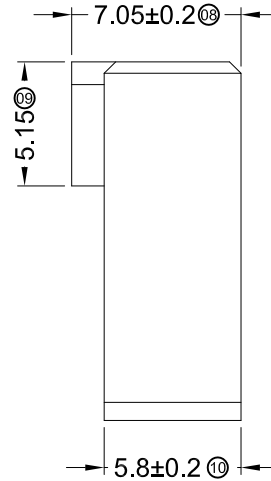
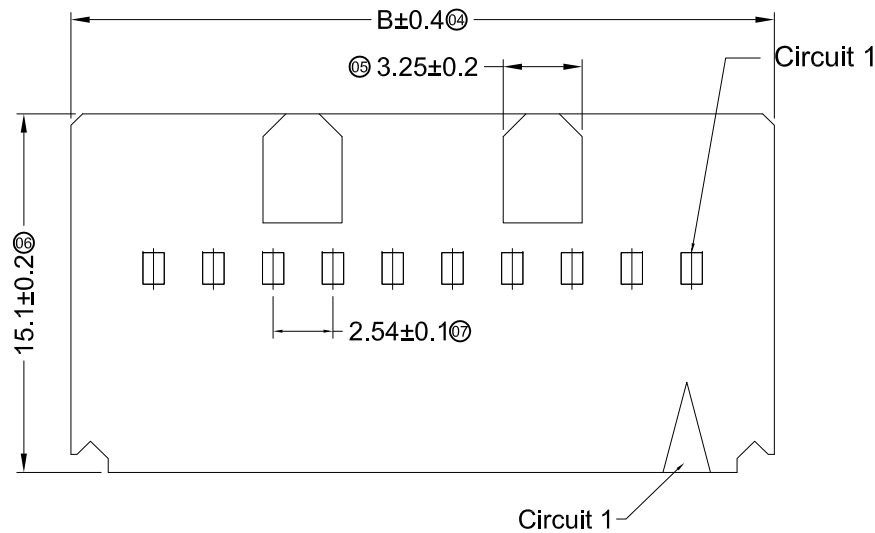
**Specifications :**

- Voltage rating: 250V AC / DC
- Current rating: 3A AC / DC
- Withstanding voltage: 1500V AC/minute
- Temperature range: -25°C~+85°C
- Insulation resistance: ≥1000MΩ
- Contact resistance: ≤20mΩ
- After environmental testing: ≤30mΩ

9555 H X-2\*XX B2-PT XX  
 ① ②③ ④ ⑤ ⑥ ⑦

- ① Series No.
- ② Category: H-HSG
- ③ Welding Board Angle: Blank-ordinary
- ④ Row No.-Pin No.: 2\*XX-2\*02P~2\*20P
- ⑤ Special No. : B2-Double convex (MX2.54)
- ⑥ Material: PT-PBT 94V-0
- ⑦ Color: Blank-Natural Color

Poles	Dimensions (mm)		Poles	Dimensions (mm)	
	A	B		A	B
2*02	2.54	9.54	2*12	27.94	34.94
2*03	5.08	12.08	2*13	30.48	37.48
2*04	7.62	14.62	2*14	33.02	40.02
2*05	10.16	17.16	2*15	35.56	42.56
2*06	12.70	19.70	2*16	38.10	45.10
2*07	15.24	22.24	2*17	40.64	47.64
2*08	17.78	24.78	2*18	43.18	50.18
2*09	20.32	27.32	2*19	45.72	52.72
2*10	22.86	29.86	2*20	48.26	55.26
2*11	25.40	32.40			



9555H-2*XXB2-PT	PBT UL 94V-0	9555T-A	9555W
PART NO	Material	Suitable ADZL Terminal	Mates With ADZL Wafer

GENERAL TOLERANCE

.X	±0.30
.XX	±0.20
.XXX	±0.10



PART NO.  
9555H-2\*XXB2-PT

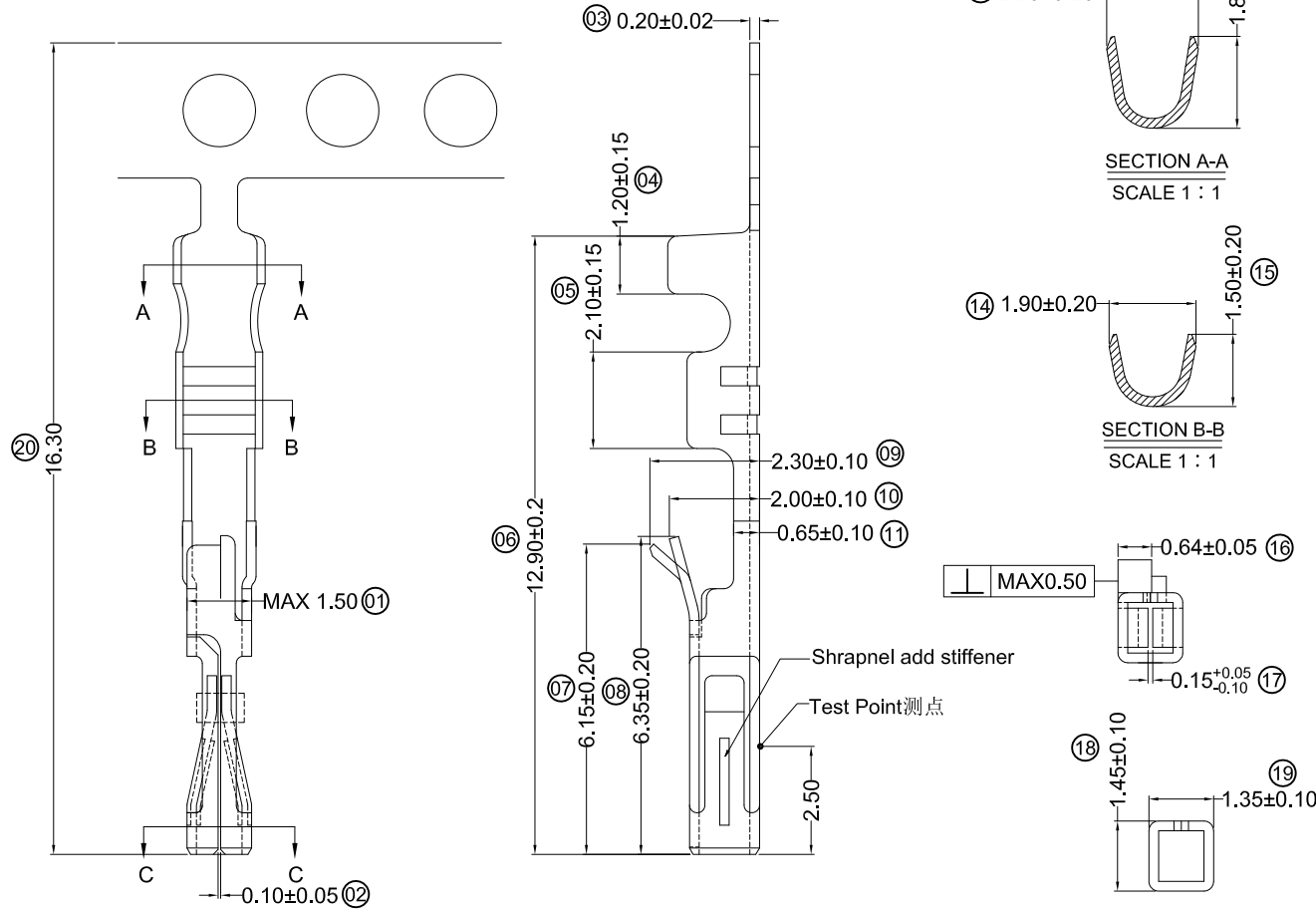
TITLE  
2.54 mm Crimp Style Connectors



APPROVAL	CHECK	DRAWN	DATA
Ken	Wisely He	Allen	2017/05/03

UNIT	SCALE	NUMBER	REV
MM	1:1	A-053	D

DATE	OLD REV	NEW REV	ECN	DESCRIPTION	CHECK	APPROVAL
1						
2						
3						
4						



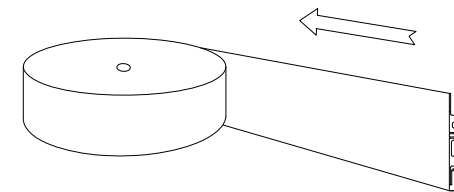
■ Specifications :

- Voltage rating: 250V AC / DC
- Current rating: 3A AC / DC
- Withstanding voltage: 1500V AC/minute
- Temperature range: -25°C~+85°C
- Insulation resistance: ≥1000MΩ
- Contact resistance: ≤20mΩ
- After environmental testing: ≤30mΩ

9555 T X-P XX X-A2

01 02 03 04 05 06 07

- 01 Series Number
- 02 Category:  
T-terminal
- 03 Shape:  
Blank-ordinary
- 04 Material:  
P-Phosphor bronze
- 05 Plating style:  
V\*\*-All Gold-Plated  
G-Gold-Plated Contact  
\*01-Gold Flash ; \*02-2u" ; \*03-3u" ; \*05-5u"  
\*10-10u" ; \*15-15u" ; \*30-30u" ; \*50-50u"  
SN-Bright tin plating 70u"  
SW-Fog Tin plating
- 06 Plating method:  
Blank-Stamping before plating
- 07 Mold No./Mark/Special No.  
A2-matching 9555H-2\*XX HSG(专用)



9555T-PG03-A2			Stamping Before Pating:30u" Ni;Contact Area gold:3u" Min.	9555H
9555T-PG01-A2	Phosphor Bronze	AWG#22-30	Stamping Before Pating:30u" Ni;Contact Area Gold Flash	
9555T-PSN-A2			Stamping Before Plating:30u" Ni;70u"Sn	
PART NO	Material	Wire Range	Finish	Used In ADZL Housing

DATE	OLD REV	NEW REV	ECN	DESCRIPTION	CHECK	APPROVAL	PROJECT

GENERAL TOLERANCE	
.X	±0.30
.XX	±0.20
.XXX	±0.10

思量连接器有限公司  
ADZL CONNECTORS CO.,LTD

APPROVAL	CHECK	DRAWN	DATA
Ken	Wisely He	Allen	2020/02/29

PART NO. 9555T-PXX-A2			
TITLE 2.54 mm Crimp Style Connectors			
UNIT MM	SCALE 1 : 1	NUMBER A-014	REV G